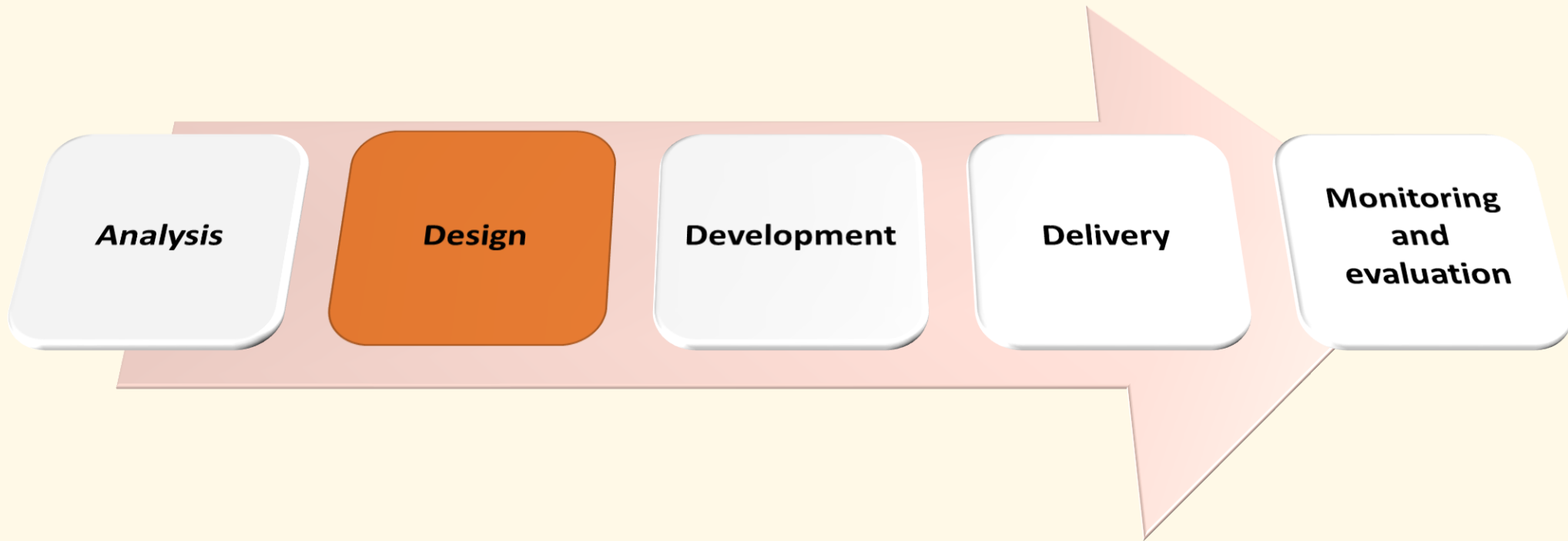


4th Webinar

IDI's **S**ystematic **A**pproach to **L**earning (SAL)



Design Phase

Considerations for designing an online course

Course structure

Learning objective

Module At a Glance

9 Step model

Design Phase

Considerations for designing an online course

Course structure

Learning objective

Module At a Glance

9 Step model

Discussion Question

- ✓ Based on your own experience, what are the main tasks of a module designer?



Main tasks of a module designer

- ✓ Define learning objective
- ✓ Identify Key Learning Points
- ✓ Develop evaluation strategy
- ✓ Identify eLearning facilitation methods
- ✓ Identify eLearning tools
- ✓ Identity approximate time



Main tasks of a module designer

- ✓ Develop learning objective
- ✓ Identify Key Learning Points
- ✓ Develop evaluation strategy
- ✓ Identify eLearning facilitation methods
- ✓ Identify eLearning tools
- ✓ Identity approximate time



Steps that will help participants reach the learning objective



Main tasks of a module designer

- ✓ Develop learning objective
- ✓ Identify Key Learning Points
- ✓ Develop evaluation strategy
- ✓ Identify eLearning facilitation methods
- ✓ Identify eLearning tools
- ✓ Identity approximate time



**Is the learning
objective met?**



Main tasks of a module designer

- ✓ Develop learning objective
- ✓ Identify Key Learning Points
- ✓ Develop evaluation strategy
- ✓ Identify eLearning facilitation methods
- ✓ Identify eLearning tools
- ✓ Identify approximate time



eLearning KLP to explain the Causes of corruption

eLearning KLP to explain the Causes of corruption

Possible eLearning facilitation methods

Reading a text

Watching a video

Watching a presentation

Participating in a discussion

Doing an exercise

Main tasks of a module designer

- ✓ Develop learning objective
- ✓ Identify Key Leaching Points
- ✓ Develop evaluation strategy
- ✓ Identify eLearning facilitation methods
- ✓ Identify eLearning tools
- ✓ Identity approximate time












What is Moodle?

Moodle is a free software e-learning platform (also known as a **Course Management System** (CMS), or **Learning Management System** (LMS), or **Virtual Learning Environment** (VLE)).

Acronym for:















Modular **O**bject-**O**riented **D**ynamic **L**earning
Environment

RESOURCES

- ☐  Book
- ☐  File
- ☐  Folder
- ☐  IMS content package
- ☐  Label
- ☐  Page
- ☐  URL

Moodle tools

ACTIVITIES

- ☐  Assignment
- ☐  Chat
- ☐  Choice
- ☐  Collaborate
- ☐  Database
- ☐  External tool
- ☐  Forum
- ☐  Glossary
- ☐  Lesson
- ☐  Quiz
- ☐  SCORM package
- ☐  Survey
- ☐  Wiki
- ☐  Wiziq Live Class

eLearning KLP about identifying the Causes of corruption

Possible eLearning facilitation method	eLearning tool
Reading a text	File/ URL; ...
Participating in a discussion	Forum/Chat/Webinar (blackboard), ,,,
Watching a video	File/URL, ...
Watching a presentation	File/scorm package, ...
Doing an Exercise	Assignment/Quiz, ...

Main tasks of a module designer

- ✓ Develop learning objective
- ✓ Identify Key Learning Points
- ✓ Develop evaluation strategy
- ✓ Clarify basic concepts
- ✓ Identify eLearning facilitation methods
- ✓ Identify eLearning tools
- ✓ Estimate approximate time



Module At A Glance (MAAG)?

Module Learning Objective	Module Structure	eLearning Facilitation Methods	eLearning tools	Time Required
	Module Overview Learning Objective Basic concepts			
	Key Learning Points (KLPs)			
	Evaluation			
	Summary			
		Total Time		

Notes:.

Module Learning Objective	Module Structure	eLearning Facilitation Methods	eLearning tools	Time Required
Given reading materials, video, PowerPoint presentation, discussions, exercise and case study, at the end of the module participants will design a Module-at-a-Glance to the extent that it follows the 9-step model and includes different eLearning facilitation methods and eLearning tools as evaluated by the mentors.	Module Overview	Text Reading	File	0.75 hr
	Learning Objective	Text Reading	File	
	Basic concepts	Video	URL	
	Key Learning Points (KLPs)			
	KLP 1:Designing Module-at-a-Glance	Presentation	File	0.25 hr
		Discussion	Forum	1.0 hr
		Exercise	Assignment	0.5 hr
	KLP 2: The 9-Step Model	Reading	File	1.0 hr
		Discussion	Forum	1.0 hr
		Exercise	Assignment	1.5 hr
	Evaluation	Case Study	Assignment	2.5 hr
	Summary	Discussion	Forum	0.5 hr
		Total Time		9 hrs.
Notes: Provide the suggested solution on Case Study 1.0 on Friday.				

Module Learning Objective	Module Structure	eLearning Facilitation Methods	eLearning tools	Time Required
Given reading materials, video, PowerPoint presentation, discussions, exercise and case study, at the end of the module participants will design a Module-at-a-Glance to the extent that it follows the 9-step model and includes different eLearning facilitation methods and eLearning tools as evaluated by the mentors.	Module Overview	Text Reading	File	0.75 hr
	Learning Objective	Text Reading	File	
	Basic concepts	Video	URL	
	Key Learning Points (KLPs)			
	KLP 1:Designing Module-at-a-Glance	Presentation	File	0.25 hr
		Discussion	Forum	1.0 hr
		Exercise	Assignment	0.5 hr
	KLP 2: The 9-Step Model	Reading	File	1.0 hr
		Discussion	Forum	1.0 hr
		Exercise	Assignment	1.5 hr
	Evaluation	Case Study	Assignment	2.5 hr
	Summary	Discussion	Forum	0.5 hr
		Total Time		9 hrs.
Notes: Provide the suggested solution on Case Study 1.0 on Friday.				

Module Learning Objective	Module Structure	eLearning Facilitation Methods	eLearning tools	Time Required
Given reading materials, video, PowerPoint presentation, discussions, exercise and case study, at the end of the module participants will design a Module-at-a-Glance to the extent that it follows the 9-step model and includes different eLearning facilitation methods and eLearning tools as evaluated by the mentors.	Module Overview	Text Reading	File	0.75 hr
	Learning Objective	Text Reading	File	
	Basic concepts	Video	URL	
	Key Learning Points (KLPs)			
	KLP 1:Designing Module-at-a-Glance	Presentation	File	0.25 hr
		Discussion	Forum	1.0 hr
		Exercise	Assignment	0.5 hr
	KLP 2: The 9-Step Model	Text Reading	File	1.0 hr
		Discussion	Forum	1.0 hr
		Exercise	Assignment	1.5 hr
	Evaluation	Case Study	Assignment	2.5 hr
	Summary	Discussion	Forum	0.5 hr
		Total Time		9 hrs.
Notes: Provide the suggested solution on Case Study 1.0 on Friday.				

Module Learning Objective	Module Structure	eLearning Facilitation Methods	eLearning tools	Time Required
Given reading materials, video, PowerPoint presentation, discussions, exercise and case study, at the end of the module participants will design a Module-at-a-Glance to the extent that it follows the 9-step model and includes different eLearning facilitation methods and eLearning tools as evaluated by the mentors.	Module Overview	Text Reading	File	0.75 hr
	Learning Objective	Text Reading	File	
	Basic concepts	Video	URL	
	Key Learning Points (KLPs)			
	KLP 1:Designing Module-at-a-Glance	Presentation	File	0.25 hr
		Discussion	Forum	1.0 hr
		Exercise	Assignment	0.5 hr
	KLP 2: The 9-Step Model	Reading	File	1.0 hr
		Discussion	Forum	1.0 hr
		Exercise	Assignment	1.5 hr
	Evaluation	Case Study	Assignment	2.5 hr
	Summary	Discussion	Forum	0.5 hr
		Total Time		9 hrs.
Notes: Provide the suggested solution on Case Study 1.0 on Friday.				

Module Learning Objective	Module Structure	eLearning Facilitation Methods	eLearning tools	Time Required
Given reading materials, video, PowerPoint presentation, discussions, exercise and case study, at the end of the module participants will design a Module-at-a-Glance to the extent that it follows the 9-step model and includes different eLearning facilitation methods and eLearning tools as evaluated by the mentors.	Module Overview	Text Reading	File	0.75 hr
	Learning Objective	Text Reading	File	
	Basic concepts	Video	URL	
	Key Learning Points (KLPs)			
	KLP 1:Designing Module-at-a-Glance	Presentation	File	0.25 hr
		Discussion	Forum	1.0 hr
		Exercise	Assignment	0.5 hr
	KLP 2: The 9-Step Model	Reading	File	1.0 hr
		Discussion	Forum	1.0 hr
		Exercise	Assignment	1.5 hr
	Evaluation	Case Study	Assignment	2.5 hr
	Summary	Discussion	Forum	0.5 hr
		Total Time		9 hrs.
Notes: Provide the suggested solution on Case Study 1.0 on Friday.				

Module Learning Objective	Module Structure	eLearning Facilitation Methods	eLearning tools	Time Required
Given reading materials, video, PowerPoint presentation, discussions, exercise and case study, at the end of the module participants will design a Module-at-a-Glance to the extent that it follows the 9-step model and includes different eLearning facilitation methods and eLearning tools as evaluated by the mentors.	Module Overview	Text Reading	File	0.75 hr
	Learning Objective	Text Reading	File	
	Basic concepts	Video	URL	
	Key Learning Points (KLPs)			
	KLP 1:Designing Module-at-a-Glance	Presentation	File	0.25 hr
		Discussion	Forum	1.0 hr
		Exercise	Assignment	0.5 hr
	KLP 2: The 9-Step Model	Reading	File	1.0 hr
		Discussion	Forum	1.0 hr
		Exercise	Assignment	1.5 hr
	Evaluation	Case Study	Assignment	2.5 hr
	Summary	Discussion	Forum	0.5 hr
		Total Time		9 hrs.
Notes: Provide the suggested solution on Case Study 1.0 on Friday.				

Design Phase

Considerations for designing an online course


Course structure

Learning objective


Module At a Glance

9 Step model

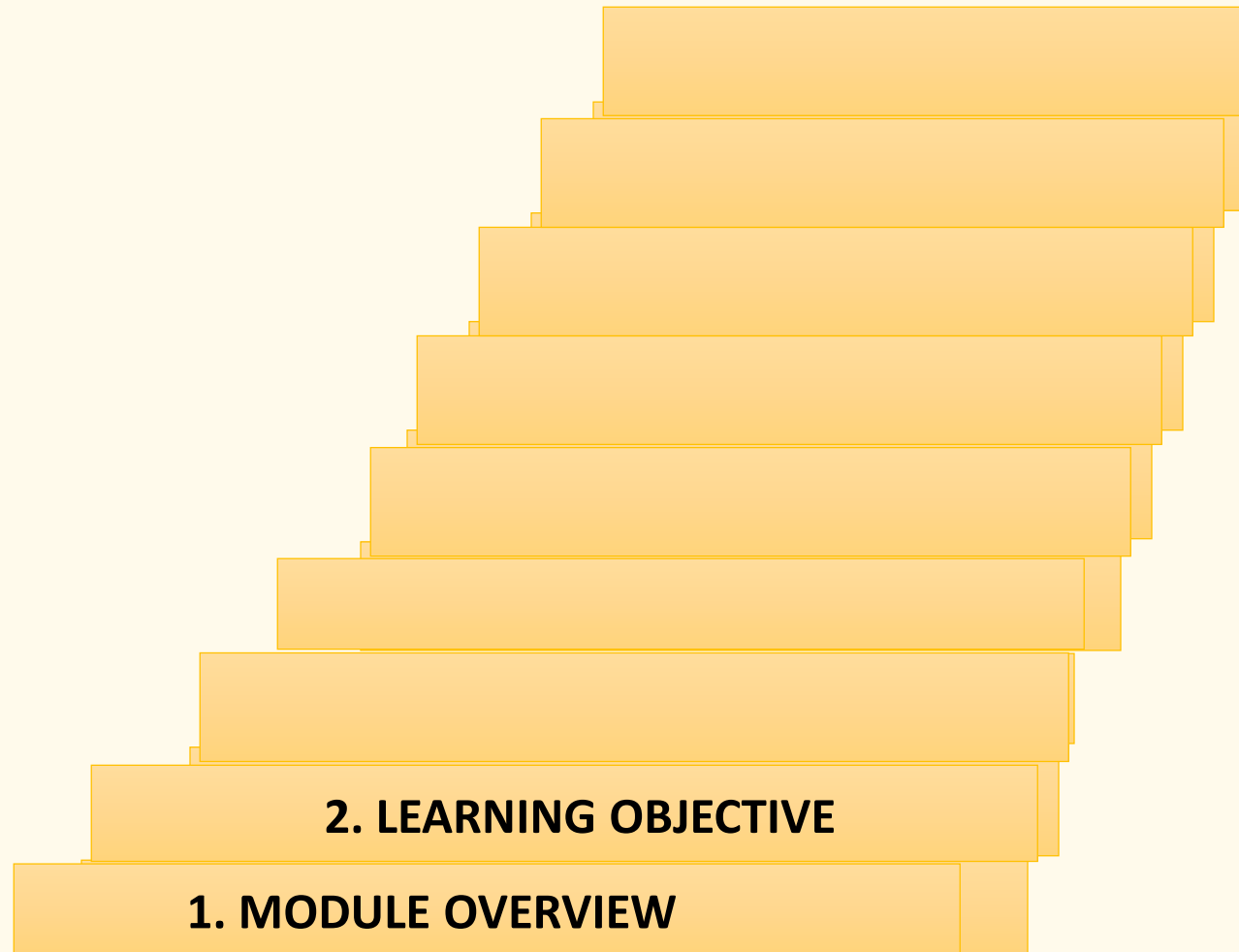
Nine Step Model



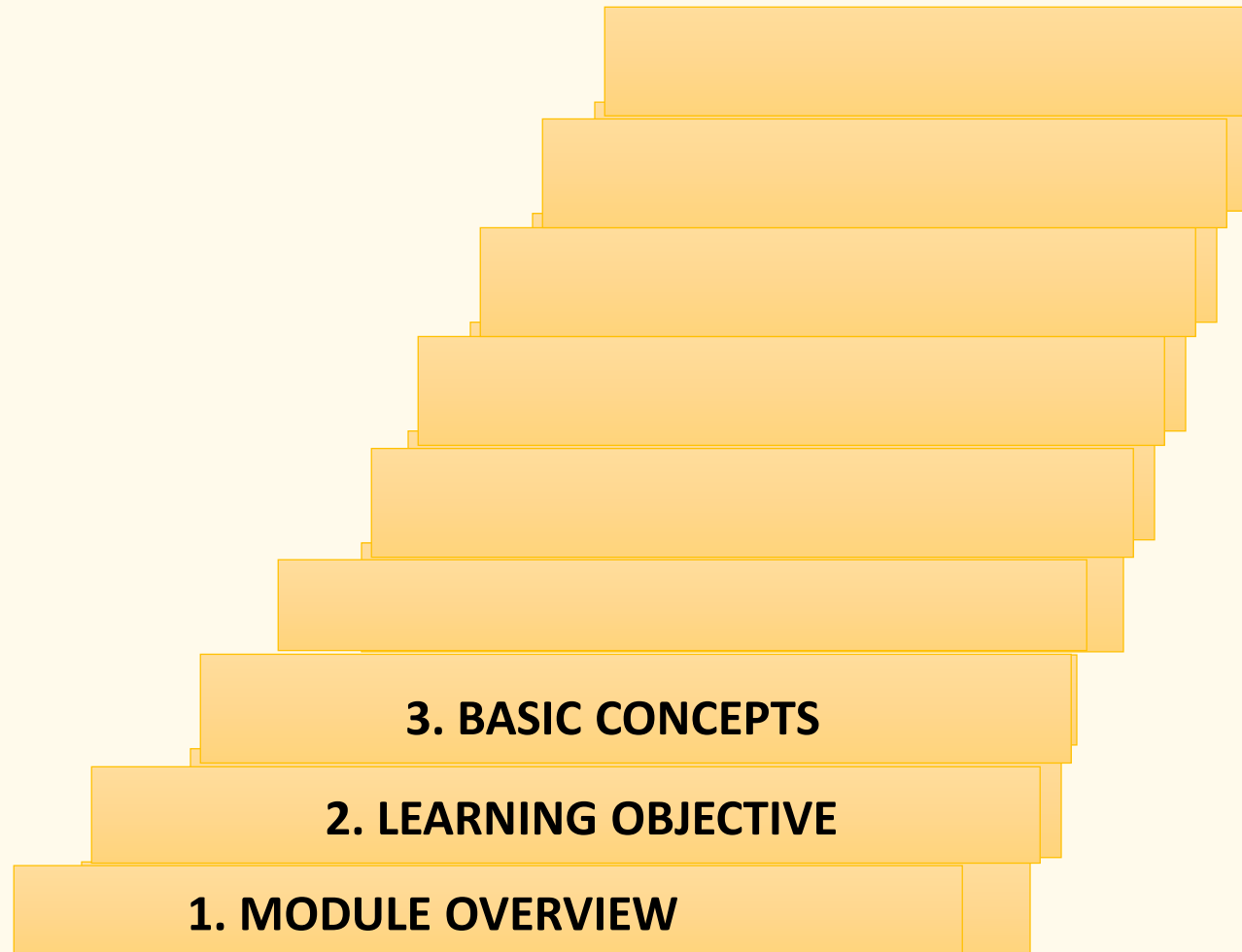
Nine Step Model



Nine Step Model

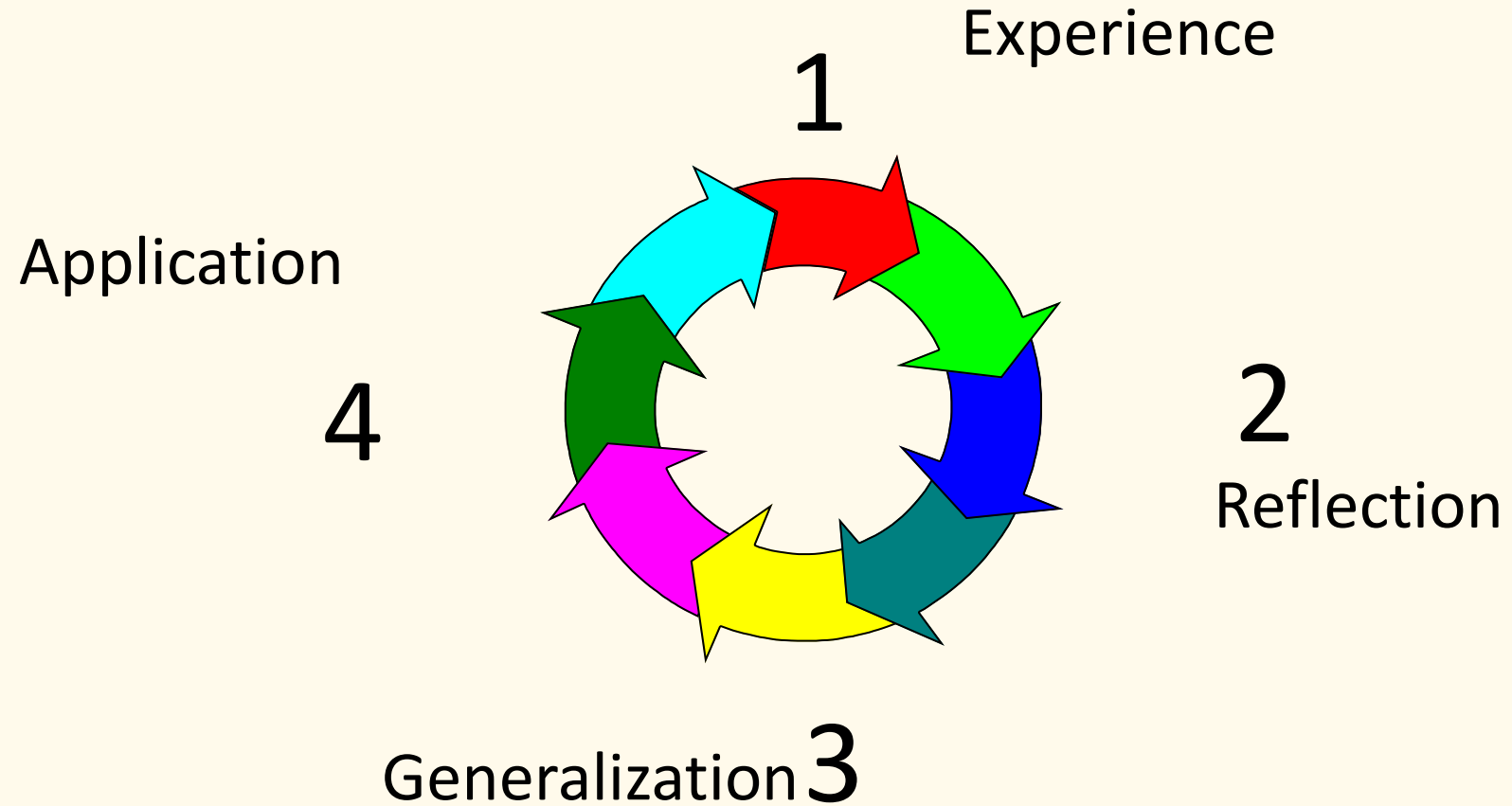


Nine Step Model

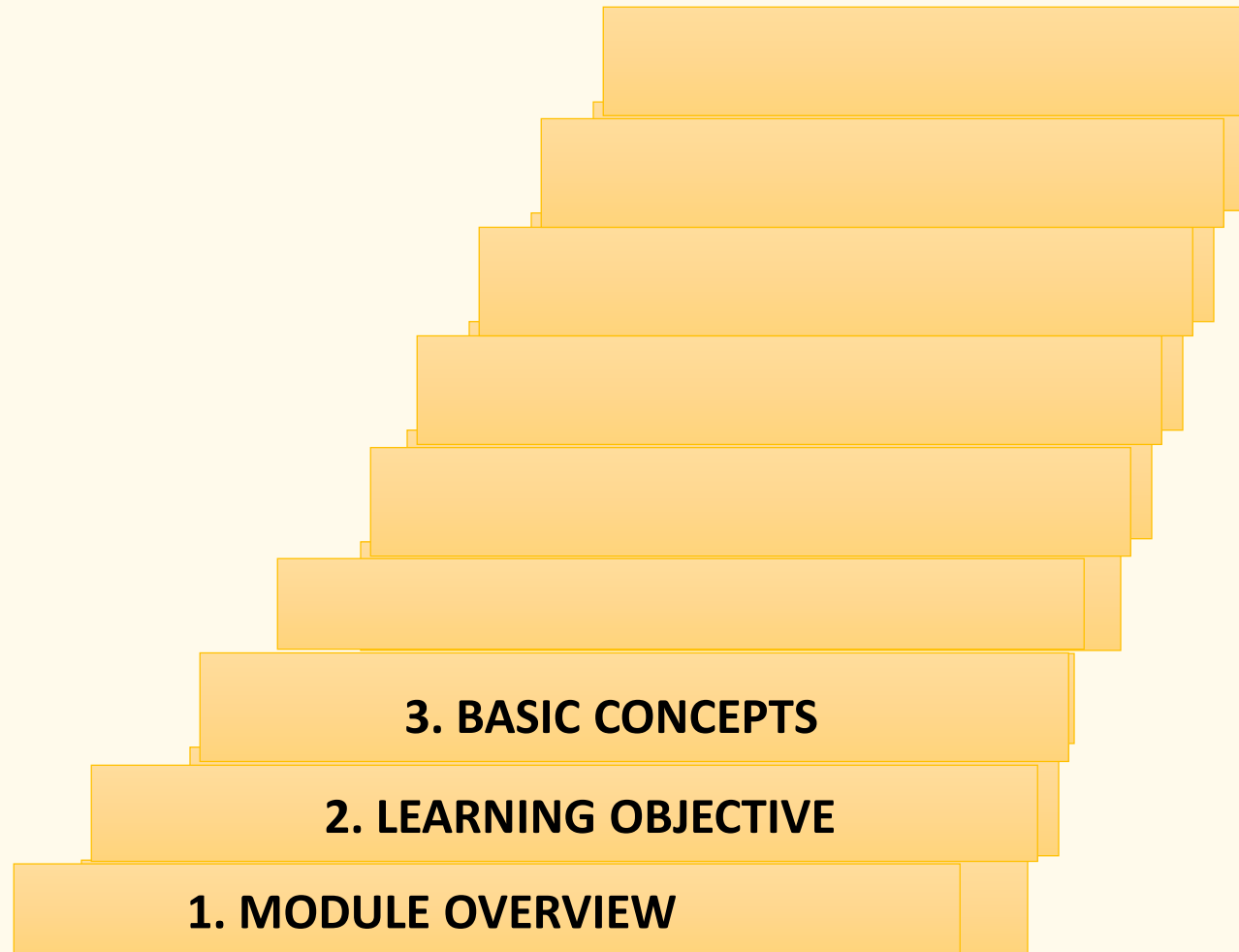




Experiential Learning Cycle (ERGA)



Nine Step Model



Nine Step Model



Nine Step Model



Nine Step Model



Nine Step Model

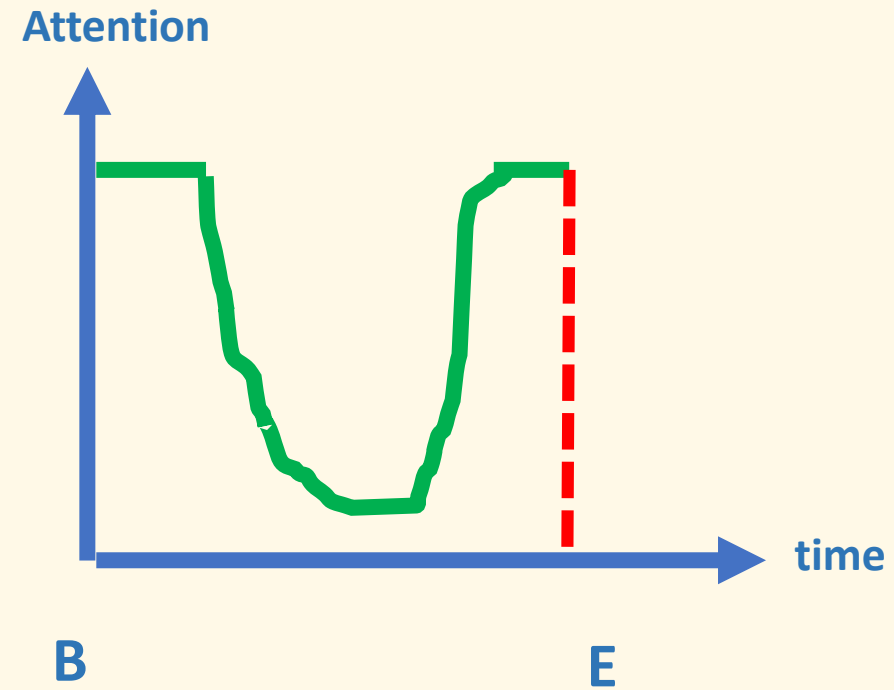


Module Learning Objective	Module Structure	eLearning Facilitation Methods	eLearning tools	Time Required
Given reading materials, video, PowerPoint presentation, discussions, exercise and case study, at the end of the module participants will design a Module-at-a-Glance to the extent that it follows the 9-step model and includes different eLearning facilitation methods and eLearning tools as evaluated by the mentors.	Module Overview	Text Reading	File	0.75 hr
	Learning Objective	Text Reading	File	
	Basic concepts	Video	URL	
	Key Learning Points (KLPs)			
	KLP 1: Designing Module-at-a-Glance	Presentation	File	0.25 hr
		Discussion	Forum	1.0 hr
		Exercise	Assignment	0.5 hr
	KLP 2: The 9-Step Model	Reading	File	1.0 hr
		Discussion	Forum	1.0 hr
		Exercise	Assignment	1.5 hr
	Evaluation	Case Study	Assignment	2.5 hr
	Summary	Discussion	Forum	0.5 hr
		Total Time		9 hrs.
Notes: Provide the suggested solution on Case Study 1.0 on Friday.				

Nine Step Model



Characteristics of adult learners



Nine Step Model



Module Learning Objective	Module Structure	eLearning Facilitation Methods	eLearning tools	Time Required
Given reading materials, video, PowerPoint presentation, discussions, exercise and case study, at the end of the module participants will design a Module-at-a-Glance to the extent that it follows the 9-step model and includes different eLearning facilitation methods and eLearning tools as evaluated by the mentors.	Module Overview	Text Reading	File	0.75 hr
	Learning Objective	Text Reading	File	
	Basic concepts	Video	URL	
	Key Learning Points (KLPs)			
	KLP 1:Designing Module-at-a-Glance	Presentation	File	0.25 hr
		Discussion	Forum	1.0 hr
		Exercise	Assignment	0.5 hr
	KLP 2: The 9-Step Model	Reading	File	1.0 hr
		Discussion	Forum	1.0 hr
		Exercise	Assignment	1.5 hr
	Evaluation	Case Study	Assignment	2.5 hr
	Summary	Discussion	Forum	0.5 hr
		Total Time		9 hrs.
Notes: Provide the suggested solution on Case Study 1.0 on Friday.				

Module Learning Objective	Module Structure	eLearning Facilitation Methods	eLearning tools	Time Required
Given reading materials, video, PowerPoint presentation, discussions, exercise and case study, at the end of the module participants will design a Module-at-a-Glance to the extent that it follows the 9-step model and includes different eLearning facilitation methods and eLearning tools as evaluated by the mentors.	Module Overview	Text Reading	File	0.75 hr
	Learning Objective	Text Reading	File	
	Basic concepts	Video	URL	
	Key Learning Points (KLPs)			
	KLP 1:Designing Module-at-a-Glance	Discussion	Forum	1.0 hr
		Presentation	File	0.25 hr
		Exercise	Assignment	0.5 hr
	KLP 2: The 9-Step Model	Reading	File	1.0 hr
		Discussion	Forum	1.0 hr
		Exercise	Assignment	1.5 hr
	Evaluation	Case Study	Assignment	2.5 hr
	Summary	Discussion	Forum	0.5 hr
		Total Time		9 hrs.
Notes: Provide the suggested solution on Case Study 1.0 on Friday.				

Design Phase

Design Phase

Considerations for designing an online course

Course structure

Learning objective

Module At a Glance

9 Step model

IDI's **S**ystematic **A**pproach to **L**earning (SAL)

