

INTOSAI Development Initiative (IDI)
Financial Statements 2018

INCOME STATEMENT

All amounts in NOK

	Notes	2018	2017
REVENUES from Donors			
Grant from Norad, Norway	4	0	1 550
Grant from Sida, Sweden	4	10 371 977	11 832 251
Grant from Global Affairs Canada	4	15 909 449	10 221 746
Grant from MFA, Finland	4	1 165 785	663 900
Grant from MFA, Norway	4	174 722	814 561
Grant from SECO, Switzerland	4	3 111 389	1 335 782
Grant from IFAD, Italy	4	0	434 574
Grant from USAID	4	2 366 561	533 426
Grant from MFA, Ireland	4	2 851 437	2 279 583
Grant from ADA, Austria	4	2 887 840	749 533
Grant from DFID, United Kingdom	4	0	343
Grant from MFA, France	4	246 436	100 518
Grant from OAG Norway	4	26 177 528	27 812 228
Grant from DFAT, Australia	4	1 133	1 059 040
Grant from OAG, Zambia	4	0	357 853
Grant from MFA, Hungary	4	3 308 897	908 748
Grant from Norwegian Embassy, South Sudan	4	1 000 000	1 000 000
Grant from GAB, Saudi Arabia	4	1 607 249	0
Grant from MFA, Estonia	4	580 749	0
Grant from Norwegian Embassy, Kenya	4	2 350 000	0
Grant from MFA, Iceland	4	837 474	0
Total Revenues		74 948 626	60 105 635
EXPENDITURE			
Payroll and related costs	5	27 002 238	23 669 376
Travel and accomodation costs	6	33 211 449	24 233 322
Other operating expenses	8	14 656 735	12 201 700
Total Expenditures		74 870 423	60 104 398
Net Operating Income		78 203	1 237
Financial Transactions			
Financial Transactions	9	76 372	-395
Net Income		1 831	1 632
Net income distributed as follows:			
Equity this year		1 831	1 632

INTOSAI Development Initiative (IDI)

STATEMENT OF FINANCIAL POSITION

All amounts in NOK

	Notes	2018	2017
ASSETS			
Current Assets			
Other Receivables	4	845 436	864 242
Bank deposits and Cash in hand	7	14 726 176	21 478 363
Total Current Assets		15 571 613	22 342 605
Total Assets		15 571 613	22 342 605
FOUNDATION'S NET ASSETS AND LIABILITIES			
Net Assets			
Foundation's Founding Capital Endowment		250 000	250 000
Interest earned on Endowment previous years		220 735	219 103
Interest earned on Endowment current year		1 831	1 632
Total Foundation Net Assets		472 566	470 735
Current Liabilities			
Donor Liabilities	1,4	9 888 032	17 759 793
Creditor Liabilities Payable		1 430 551	501 024
Public Duties Payable		1 883 832	1 838 142
Other Short-term Liabilities		1 896 632	1 772 912
Total Current Liabilities		15 099 047	21 871 871
Total Net Assets and Liabilities		15 571 613	22 342 605

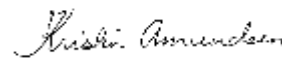
Oslo, 28 March 2019



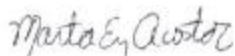
Per-Kristian Foss



Lara Taylor-Pearce



Kristin Amundsen



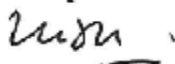
Marta Eugenia Acosta Zuniga



Åse Kristin Hemsén



Helena Lindberg



Vitor Caldeira



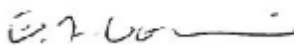
Pamela Monroe-Ellis



Margit Kraker



Thembekile Makwetu



Einar Gørrissen
Director General

INTOSAI Development Initiative (IDI)

STATEMENT OF CASHFLOW

All amounts in NOK

	2018	2017
<hr/>		
NET CASH INFLOW:		
Excess of Revenues over Expenditures	1 831	1 632
Total Net Cash Inflow	1 831	1 632
SPECIFICATION OF CHANGES IN WORKING CAPITAL:		
Changes in bank deposits and Cash in Hand	-6 752 187	-8 571 625
Changes in receivables	-18 806	-594 674
Changes in short-term liabilities	6 772 823	9 167 931
Net Changes in working capital	1 831	1 632
<hr/>		